

Pre-School Readiness

All About Me

Parent - Pupil School Starter Pack



pmp publications

Other EAL titles available from PMP Publications

English as an Additional Language

PMP EAL Language Builders are written specifically for EAL pupils. The 15 reproducible titles provide a systematic and structured approach to the development and acquisition of the English language.

They are available at pre-school, beginner, intermediate and advanced levels. Each title contains worksheets, teachers' notes and guidance material. This really is THE definitive EAL resource for teacher and pupil.

PRE-SCHOOL READINESS

- * All About Me
- * Early Language Development
- * Early Mathematical Development

BEGINNER LEVEL

- * Book 1
- * Book 1 Reinforcement
- * Book 2
- * Book 2 Reinforcement
- * Book 3

INTERMEDIATE LEVEL

- * Book 1
- * Book 1 Reinforcement
- * Grammar Book 1
- * Grammar Book 2

ADVANCED LEVEL

- * Book 1
- * Book 2
- * Assessment Book 1

Pre-School Readiness

All About Me

Parent-Pupil
School Starter Pack

PMP Publications

Copyright © 2010, 2023 PMP Publications

This book is copyright. eBooks and digital resources carry the same copyright restrictions as physical books.

No photocopying of this book is permitted without the express permission of the author and copyright holder. This eBook is not transferable, nor can it be re-sold or uploaded to web or intranet sites.

Whilst every effort has been made to provide totally accurate information, PMP Publications can take no responsibility for inaccuracies and omissions contained herein.

Further copies available from **PMP Publications** online at www.PMPpublications.co.uk.

Graphic design by Peter Whyte Associates, Belfast.

Contents

Introduction	7
Key to the symbols used	7
This is me	9
The Arts (Creative Development)	10
Activity 1. I can sing/I can clap	11
The Arts (Creative Development)	12
Activity 2. When I grow up, I want to be ...	13
Communication and Language Development	14
Activity 3. I can listen	15
Activity 4. I can talk	16
Communication and Language Development	17
Activity 5. I can draw	18
Communication and Language Development	19
Activity 6. I can read my name	20
Activity 7. I can write my name	21
Early Mathematical Development	22
Activity 8. My age	23
Personal, Social and Emotional Development	24
Activity 9. My feelings	25
Activity 10. I can take care of myself	26
Personal, Social and Emotional Development	27
Activity 11. My features	28
Activity 12. My family	29
Activity 13. My friends	30
Physical Development	31
Activity 14. I can use my body to move	32
Activity 15. I can use my fingers and hands	33

The World Around Us	34
Activity 16. My body	35
Activity 17. Me as a baby	36


Introduction

All About Me is the first part of the PMP *Pre-School Language Readiness Pack* that ensures children progress confidently towards language readiness by engaging parents as partners with their child using this pack of 3 reproducible workbooks.

Enjoyable and fun activities encourage parents to develop their child's language experiences in an engaging and structured manner.

"The material is very carefully written and is perfectly pitched to be helpful to children and to parents as they begin their journey through primary school."

—Harry Greer, Principal, Harmony Hill Primary School.



Key to the symbols used




Follow the children's footprints throughout this book to help you reinforce key pre-school skills and experiences with your child. Parents and children should colour in the footprints together as activities/key experiences are completed. In doing this together, it will allow your child to see the book as something 'special' that you do just with them.



This symbol means you may need to write something in the space provided for your child.



Draw a picture of a happy face, to record when your child has completed an activity. There is an empty box on each activity page.



AREA OF DEVELOPMENT: THE ARTS (CREATIVE DEVELOPMENT)

KEY EXPERIENCE:

Listening to and joining in simple rhymes and songs.



- Encourage your child to listen to and join in familiar songs, e.g. Twinkle, Twinkle Little Star or songs from Children's TV programmes, e.g. Bob the Builder.

KEY EXPERIENCE:

Respond to the beat of the music by clapping.



- Complete **Activity 1** with your child.

ACTIVITY 1

I can sing



I can sing these songs.

Write down any songs your child can sing.



I can clap my hands to the beat of the music.

A line drawing of a girl with a ponytail, wearing a striped shirt, clapping her hands. Two musical notes are floating around her.

Draw a happy face in the box once your child can complete these activities.

AREA OF DEVELOPMENT: COMMUNICATION AND LANGUAGE DEVELOPMENT

KEY EXPERIENCE:

To encourage your child to focus attention, listen and make appropriate responses.



- Reinforce to your child where their ears are and how we use them to listen.



- Complete **Activity 3** with your child. This listening game will help your child to listen to instructions and shows their understanding when they perform the appropriate action.

KEY EXPERIENCE:

To encourage your child to talk about their needs, experiences, ideas, feelings and achievements.



- Encourage your child to retell significant events/experiences in his/her own life.



- Complete **Activity 4** with your child. Give your child time to speak, prompt them when necessary and praise their efforts.



ACTIVITY 4

I HAVE A MOUTH. I CAN TALK TO OTHERS.

I can talk




- Take time to talk with your child.

❖ Ask them if they can



- Remember what type of birthday cake they had.
- Remember what presents they were given at Christmas.
- Remember where they went on holiday and how they got there.




- After your child finishes watching a favourite programme, talk about their favourite part or a funny moment.

❖ Develop your child's understanding and language by asking questions such as:




- What happened to all the people in the boat?
- How do you think the princess felt when she was locked up in the tower?



ACTIVITY 5 - I CAN DRAW A PICTURE OF ME

Encourage your child to look at themselves in the mirror. Discuss their features – hair, eye colour and let them draw a picture of themselves.



Look at me

AREA OF DEVELOPMENT: COMMUNICATION AND LANGUAGE DEVELOPMENT

KEY EXPERIENCE:

Becoming familiar with his/her own written name.



- Point out your child's name on their paintings from Nursery.
- Write out your child's name and draw their attention to it by sticking it on familiar places, e.g. the bedroom door or the toy box.



- Complete **Activity 6** with your child.
- Reinforce the letter names and the shapes of the letters in your child's name.



- Use lower case letters rather than capitals, as this is how your child's name will be written at school, e.g. Molly, Ben.

KEY EXPERIENCE:

Attempting to write his/her own name.



- Encourage your child to scribble and make marks on paper.



- Use magnetic letters on the fridge, to help your child recognise and put together the letters in their name.



- If your child has a good grip and control of a pencil, try doing **Activity 7** together.

ACTIVITY 7

I CAN WRITE MY NAME.



**Write your child's name in
highlighter pen in the space below.**



- Encourage your child to trace his/her finger over the top of the letters.
- Encourage your child to trace over his/her name with a pencil.
- When your child is ready let him/her attempt to copy their name in the space below.

- Praise and encourage your child.

AREA OF DEVELOPMENT: EARLY MATHEMATICAL DEVELOPMENT

KEY EXPERIENCE:

Develop their understanding of number and age.



- Reinforce your child's age.



- Talk about what age your child will be on his/her next birthday.



- Encourage your child to count the number of candles on his/her cake.



- Encourage your child to recognise the numeral that represents his/her age.





- Complete **Activity 8** together.



ACTIVITY 8

I am

years old



Cut out the candles and the number.
Stick on the correct number.

3

4



AREA OF DEVELOPMENT: PERSONAL, SOCIAL AND EMOTIONAL DEVELOPMENT

KEY EXPERIENCE:

To be able to express their emotions appropriately, identifying the emotions of happiness, fear, sadness and anger.



- Encourage your child to express his/her own thoughts and feelings.



- Ask your child questions to promote the language of feelings: for example
 - ❖ How do you feel about going to the zoo tomorrow?
 - ❖ How did you feel when you fell off the slide?

- Complete **Activity 9** together.



KEY EXPERIENCE:

Encourage your child to develop independence and take responsibility for themselves.



- Encourage your child to help you in the home, for example: Prepare food for mealtimes and clearing the table.



- Complete **Activity 10** together.




- Praise and encourage your child, promote their self confidence and allow him/her to take pleasure in their achievements.



ACTIVITY 12


MY FAMILY

Draw you and your family.



Get your child to point to whom they have drawn.

Write in their names.



AREA OF DEVELOPMENT: THE WORLD AROUND US

KEY EXPERIENCE:

Recognising and identifying parts of the body.



- Encourage your child to learn the names of the different parts of their body.



- Use **Activity 16** as a guide.

KEY EXPERIENCE:

Talk about their lives in the past and present.



- Look back at photographs of your child when he/she was a baby.



- Compare the sizes of the clothes they wore as a baby and the clothes they wear now.



- Complete **Activity 17** together.



This activity book is designed for parents to work alongside their pre-school child. The activities in the book have been written to ensure the whole learning process is fun and enjoyable and that children progress confidently towards school readiness.

The Activity Book:



Includes a series of fun activities to help you and your child enjoy learning together.



Is written to enable parents to become integral and informed partners in their child's early learning experiences.



Is written by an experienced nursery practitioner in a structured and highly visual format.



PMP Publications

You can contact us by email at:
contactus@pmppublications.co.uk

All our books are available online at:
www.pmppublications.co.uk