

English as an Additional Language

EAL Language Builder

Intermediate

Book 1

Reinforcement



PMP Publications

Other EAL titles available from PMP Publications

English as an Additional Language

PMP EAL Language Builders are written specifically for EAL pupils. The 15 reproducible titles provide a systematic and structured approach to the development and acquisition of the English language.

They are available at pre-school, beginner, intermediate and advanced levels. Each title contains worksheets, teachers' notes and guidance material. This really is THE definitive EAL resource for teacher and pupil.

PRE-SCHOOL READINESS

- * All About Me
- * Early Language Development
- * Early Mathematical Development

BEGINNER LEVEL

- * Book 1
- * Book 1 Reinforcement
- * Book 2
- * Book 2 Reinforcement
- * Book 3

INTERMEDIATE LEVEL

- * Book 1
- * Book 1 Reinforcement
- * Grammar Book 1
- * Grammar Book 2

ADVANCED LEVEL

- * Book 1
- * Book 2
- * Assessment Book 1

English as an Additional Language

EAL Language Builder

Intermediate

Book 1

Reinforcement

PMP Publications

Copyright © 2011, 2023 PMP Publications

This book is copyright. eBooks and digital resources carry the same copyright restrictions as physical books.

You may photocopy it only within, and for use by, the institution which has purchased it. No other photocopying is permitted without the express permission of the author and copyright holder. This eBook is not transferable, nor can it be re-sold or uploaded to web or intranet sites.

Whilst every effort has been made to provide totally accurate information, PMP Publications can take no responsibility for inaccuracies and omissions contained herein.

Further copies available from **PMP Publications** online at www.PMPpublications.co.uk.

Graphic design by Peter Whyte Associates, Belfast.

Contents

Introduction	7
Supporting pupils for whom English is an additional language	7
Helping a newcomer to settle in	7
Promoting English language development	8
Unit 1 – Capital Letters	11
1.1 Days of the week	12
1.2 Days of the week	13
1.3 Months of the year	14
1.4 Names	15
1.5 Headlines	16
1.6 Signs	17
1.7 Television programmes	18
1.8 Books and authors	19
1.9 Books and authors	20
1.10 Cities	21
1.11 Street names	22
1.12 Street names	23
1.13 School Names	24
1.14 Writing addresses (<i>Extension Activity</i>)	25
1.15 Capital letters	26
1.16 Capital letters	27
1.17 Capital letters (<i>Extension Activity</i>)	28
1.18 Capital letters	28
1.19 Capital letters	30
Unit 2 – Questions	31
2.1 Identifying questions	32
2.2 Completing questions	33
2.3 Completing questions	34
2.4 Identifying questions	35
2.5 Identifying questions	36
2.6 Writing questions	37
2.7 Identifying questions	38
2.8 Forming questions	39
2.9 Forming questions	40

2.10 Where and what	41
2.11 Writing questions	42
2.12 Writing questions	43
2.13 Feelings	44
2.14 Cathy	45
2.15 Food	46
2.16 Radim	47
2.17 All about me	48
2.18 My diary	49
Unit 3 – Commas/Lists	51
3.1 Commas	52
3.2 Commas	53
3.3 All about me	54
3.4 All about me	55
3.5 Susie’s diary (<i>Extension Activity</i>)	56

Introduction

This photocopiable resource book reinforces learning contained in *EAL Language Builder Intermediate Book 1*.

Written by an experienced teaching practitioner, the *EAL Language Builder Intermediate Book 1 Reinforcement* provides a bank of resources for busy teachers seeking to help pupils develop and consolidate English language skills. The worksheets are presented in a highly visual, pupil-friendly format. Each worksheet has a specific learning intention, and accompanying extension activities are provided to test understanding and consolidate learning.

Supporting pupils for whom English is an additional language

Attending a new school can be a daunting experience, especially for pupils who have little or no prior knowledge of English. Likewise, teachers may feel overwhelmed by the prospect of having to address the language needs of newly-arrived pupils. This book provides practical ideas and useful resources for busy teachers who seek to help pupils develop English language skills.

Helping a newcomer to settle in

Here is some practical advice about how you might help a pupil with no prior knowledge of English to settle into your class.

- * Build up a profile of your pupil. If possible, try to meet with the parents/carers before the pupil starts school. Using an interpreter if necessary, find out as much as possible about the pupil's cultural background and prior educational experience (if any). This information will help to inform planning. For example:
 - * How many years of schooling has the pupil had?
 - * Is the pupil literate in his/her home language?
 - * Have there been any disruptions to learning?
 - * Does the pupil have any physical/religious/dietary needs?
- * Use consistent routines and language to help understanding. Keep instructions short and simple. Use clear, natural speech, supported by the use of visual aids.
- * Remember that a pupil for whom English is an additional language

may require up to 2 years to become fluent in social English. To become proficient in English for academic purposes may take between 5 and 7 years.

- * Encourage the pupil to join in as many classroom activities as possible but recognise that s/he may, on occasions, find it difficult to concentrate. Be aware of the culture shock. While some pupils adapt quickly to their new learning environment, others may become easily distracted, bored, uncooperative or even disruptive.
- * Recognise that the pupil may go through a 'silent' or 'passive' period. Understanding usually precedes speaking and writing. Some pupils may choose to remain silent until they acquire enough confidence to engage in oral communication. This choice to remain silent (possibly for several months) should not be viewed as a lack of ability or a lack of cooperation. Most pupils will speak when they feel confident enough to do so.
- * Recognise the value of the pupil's home language. Being fluent and/or literate in the home language not only gives a sense of identity but will also assist in the acquisition of an additional language.
- * Celebrate the language and culture of the new pupil by displaying work in his or her home language in your classroom and throughout the school.
- * Encourage other pupils in your class to become helpers or 'buddies'. They can show newly-arrived pupils round the school, help them in class and befriend them in the playground.

Promoting English language development

Developing language and communication skills is important for everyone, not simply for learning, but also for building relationships. This is especially important for newly-arrived pupils who may, initially, feel a sense of isolation. Such pupils will make more rapid progress if they feel happy and accepted. It is important, therefore, for the teacher to create a learning environment in which the pupil can practise using the English language without being fearful of making mistakes.

Here are some strategies to promote English language development.

- * Use the photocopiable resources to build vocabulary skills. Teach and rehearse speaking and listening skills before going on to reading and/or writing. It is important to bear in mind the age and ability of each pupil. While some may be able to complete all the tasks in each unit, others may not have the skills necessary to do so. For the latter pupils, it may be

appropriate, therefore, to revisit the more challenging worksheets at a later date.

- * Each photocopiable page has a learning intention on the top left-hand corner for the benefit of the teacher. At the bottom of each page is a self-assessment box for the pupil to complete; this contains three thumbs. The pupil indicates how well s/he has understood/performed the task by circling or colouring the appropriate thumb. This is designed to give the pupil greater ownership of the learning process.
- * Do not assume that a pupil new to English will remember all the vocabulary once a unit has been completed. It may take up to 10 exposures to a word or phrase before it is committed to memory. For this reason, it may be useful to laminate and cut out the pictures and words found at the end of each unit. These can be kept at home or at school and used for vocabulary recall and consolidation purposes.
- * At the end of each unit there is a checklist which the teacher may use to record what the pupil can do and any areas which may still require consolidation. Summative checklists are also provided.
- * Encourage the pupil to take part in as many class activities as possible. This can be done through paired work and collaborative activities. Ensure that the pupil is placed beside a sympathetic peer who will provide good models of English.
- * Use illustrated texts as a starting point for discussion activities. Remember to accept and praise any effort to respond. Over time, encourage the pupil to extend one word/short phrase answers into full sentences.
- * As the pupil becomes more confident, begin to ask more open-ended questions. This helps to extend language learning in a natural and meaningful way. If the pupil makes a mistake in responding, provide a model answer which the pupil may then repeat. Remember to be sensitive when correcting errors, so that the pupil does not become discouraged.
- * Be patient! Addressing the language needs of pupils new to English can present many challenges but it is usually very rewarding. With your support pupils can make rapid progress and, through time, become independent learners.

UNIT 1

Capital Letters

Capital letters are used as follows:

- **For the names of the days of the week**

i.e. Monday, Tuesday, Wednesday, Thursday, Friday, Saturday, Sunday

- **For the names of the months of the year**

i.e. January, February, March, April, May, June, July, August, September, October, November, December

- **For special names**

i.e. names of people, pets, schools, roads, towns, cities, villages, countries, rivers, mountains, seas

- **For the pronoun 'I'**

- **For the important words in**

titles of books, stories, plays, magazines, programmes, addresses

- **Headlines**

Name these characters and write the names using capital letters:

mr paint (the artist)

mrs scold (the teacher)

miss bandage (the vet)








mrs plane (the pilot)

mrs blaze (the fire-fighter)

mr brick (the builder)

mr kick (the footballer)

mr oven (the chef)



Learning intention:
to be able to use capital
letters and full stops
appropriately in sentences.

Capital letters

1.19

Write the following passages in sentences using capital letters and full stops:

my dog is called spot he wags his tail he licks me
when he is happy




i am a chef i cook food i like people to like my food



this is my dad he likes to play football he helps me with
my homework



our vet helps my cat she looks at him she gives him
medicine



UNIT 2

Questions

Some sentences ask a question.

Example:

What is your name?

How old are you?

Where do you live?

Every asking sentence must end with a **question mark**. (?)



Read each sentence and add a question mark (?) or a full stop (.)

I hope
Mummy has
my bottle



When can I
come to your
house

My favorite
food is pizza



Why does the
moon change
shape

I think this bus
will take me the
whole way



I like wearing
my glasses



Where does
the road
lead us



Learning intention:
to be able to write
the letter 'I' as a
capital in sentences.

Cathy

2.14

This is Cathy.

She lives in London.

She likes football.







She would like to go to Poland.

She is 16 years old.

She is from France.

She reads every day.

Write what Cathy is saying using 'I':



UNIT 3

Commas

Commas are used in lists.

Example:

The balloons were red, green, blue and white.

We are eating apples, pears, strawberries and grapes.



Other EAL titles available from PMP Publications

English as an Additional Language

PMP EAL Language Builders are written specifically for EAL pupils. The 15 reproducible titles provide a systematic and structured approach to the development and acquisition of the English language.

They are available at pre-school, beginner, intermediate and advanced levels. Each title contains worksheets, teachers' notes and guidance material. This really is THE definitive EAL resource for teacher and pupil.

PRE-SCHOOL READINESS

- * All About Me
- * Early Language Development
- * Early Mathematical Development

BEGINNER LEVEL


- * Book 1
- * Book 1 Reinforcement
- * Book 2
- * Book 2 Reinforcement
- * Book 3

INTERMEDIATE LEVEL

- * Book 1
- * Book 1 Reinforcement
- * Grammar Book 1
- * Grammar Book 2

ADVANCED LEVEL

- * Book 1
- * Book 2
- * Assessment Book 1



All these books are available online at
pmppublications.co.uk